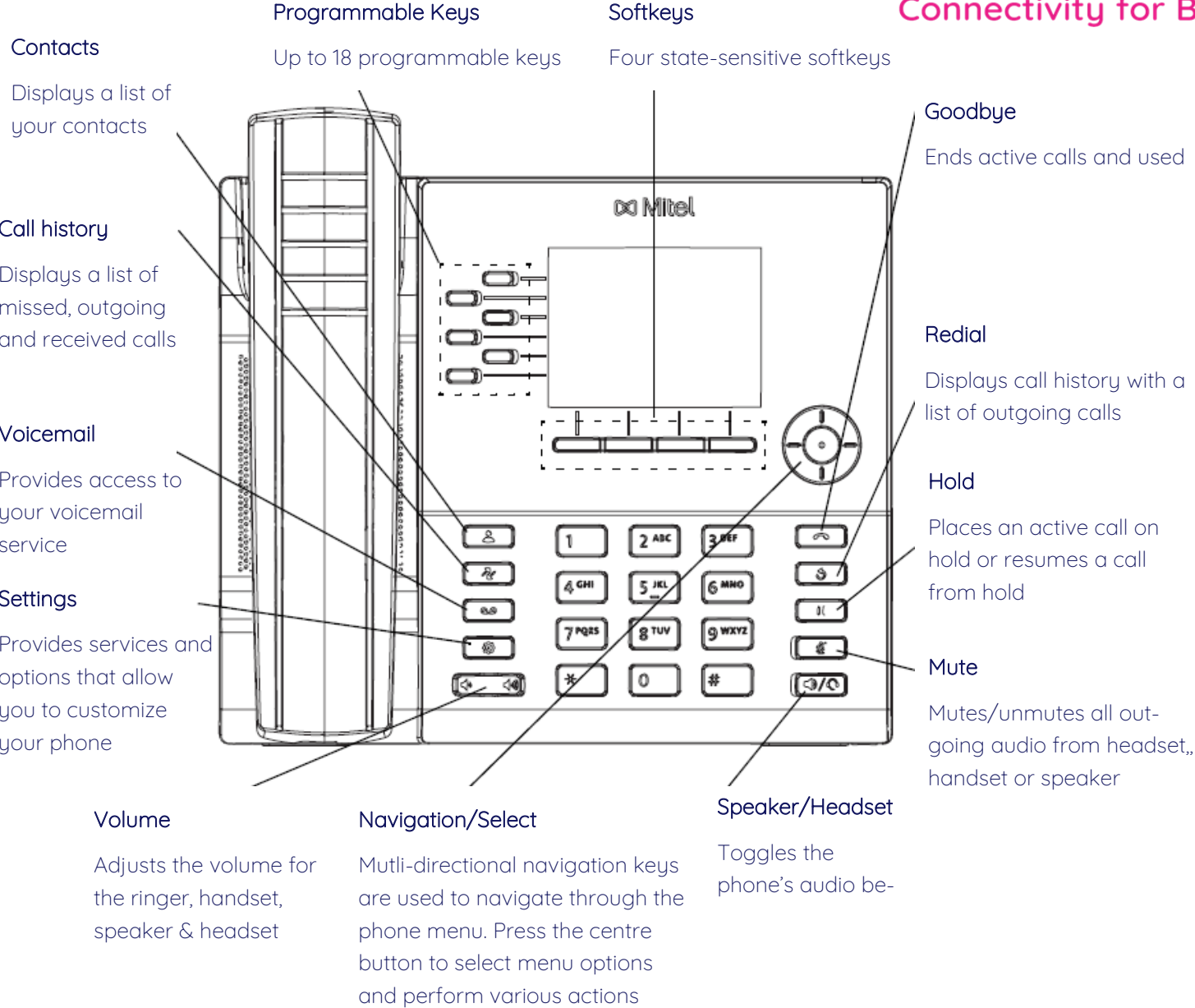


# Mitel Telepo 6920IP Handset Quick Reference Guide



Connectivity for Business



# Mitel Telepo 6920IP Handset Quick Reference Guide



Connectivity for Business

## Basic call handling

### Making a call

1. Lift the handset or press the  key, and dial the number
2. Press the **dial** key on the softkeys


### Ending a call


Place the handset back in its cradle, press the **End call** softkey or press the  key

### Answering a call


Lift the handset or press the  key for a handsfree option

### Redialling

Press the  key twice to call the last dialled number

Or press the  key once to access the call history with a list of recently dialled numbers. Use the up and down navigation keys to scroll through the entries and either press the **select** button or **dial** softkey to redial the selected number

### Muting

Press the  key while on an active call to mute the microphone for your handset, headset or speaker.

### Holding and resuming

To place a call on hold press the  key

To resume the call press the  key again

